

How to use Natural Reader for reading text aloud.

(download free from www.naturalreaders.com)

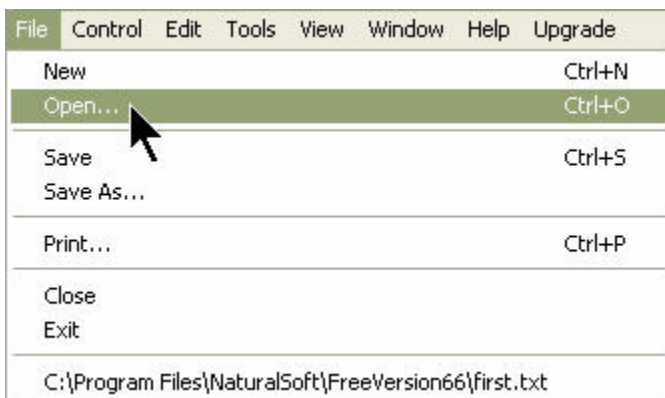
1. Open Natural Reader by double clicking on desktop icon, or through Start – Programs – Natural Reader.



When Natural Reader opens, you will notice the first item in the menu bar (underlined in red), is File.

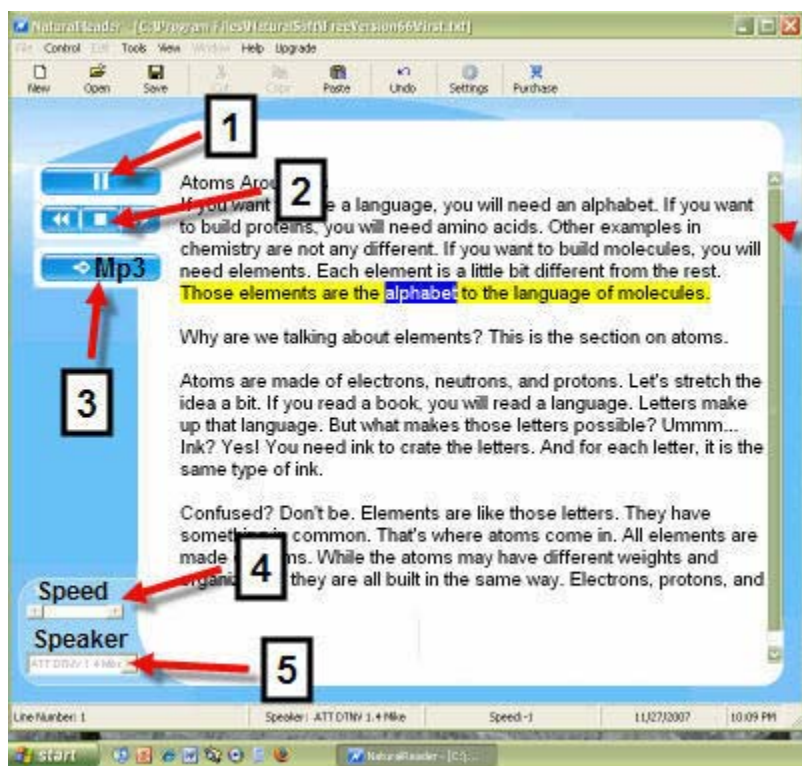


You may open a file here, but only a text file (.txt). You may also Save a file as either a .txt or .rtf file. Both of these formatted files may be opened in most word processors. Print is also an option under File.

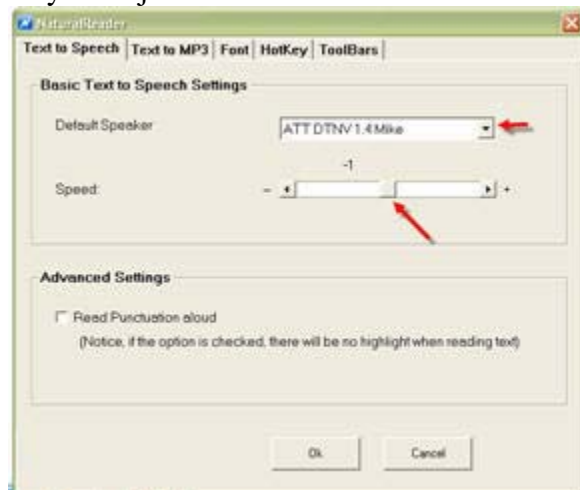


In the free version of Natural Reader, some of the operations are missing, such as saving the text as an MP3 audio file (#3 in the picture below). In order to get more options in Natural Reader, the Enterprise or Professional version, must be purchased

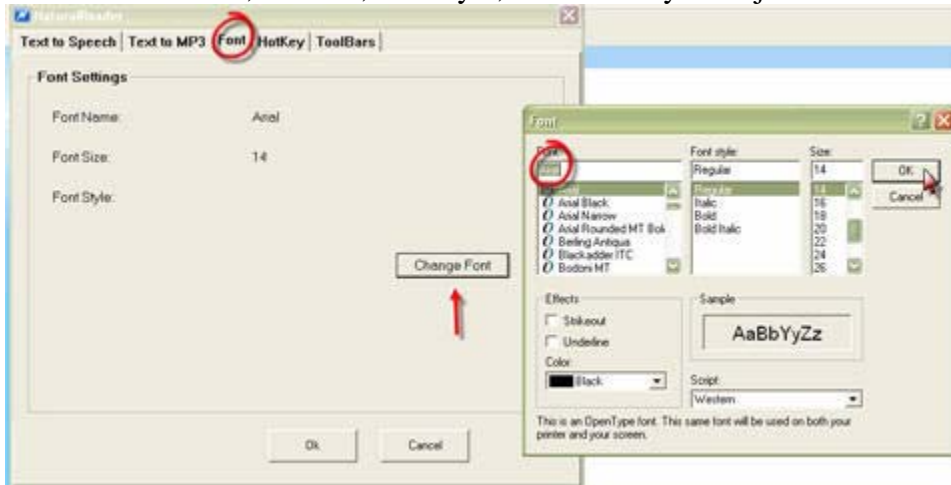
Number 1 is the Play or Read bar; click it to start or pause reading. When you restart a pause in reading, Natural Reader will continue reading the sentence where you paused. Number 2 is the Stop reading bar; you may also read the last or next sentence with the side arrows. Number 4 is where you set the reading rate. Move the slider to the left to slow down the reading, or to the right to increase the rate. Number 5 is where the speech voice is set, which is limited to the speech engines on your computer.



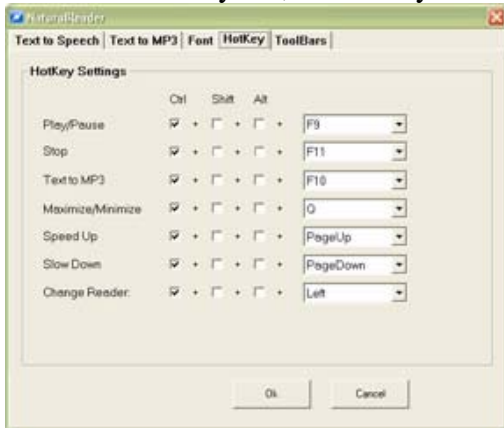
As sentences are read, they are highlighted in yellow, and the word is highlighted in blue. Under the View menu item, the text size may be enlarged or reduced. When the Settings menu item is clicked, a window will open to adjust various settings. For the tab, Text to Speech, the voice and rate may be adjusted.



Under the Font tab, the font, font style, and size may be adjusted.



Under the Hotkey tab, the hotkey or keyboard shortcut for each operation (play, stop, etc.) may be set.



To read text from the Internet, first highlight the text in your browser, then drag and drop it into the word processor part of Natural Reader, or you may Copy and Paste the text. Place the cursor where you'd like to start reading, then click the Play arrow (#1), and the text will be highlighted as it is read..

