

How to use Read, Please for reading text aloud. (download free from www.readplease.com)

1. Open Read, Please by double clicking on desktop icon, or through Start – Programs – Read, Please.



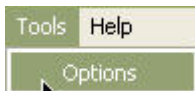
When Read, Please opens, you will notice the first item in the menu bar (underlined in red), is File.



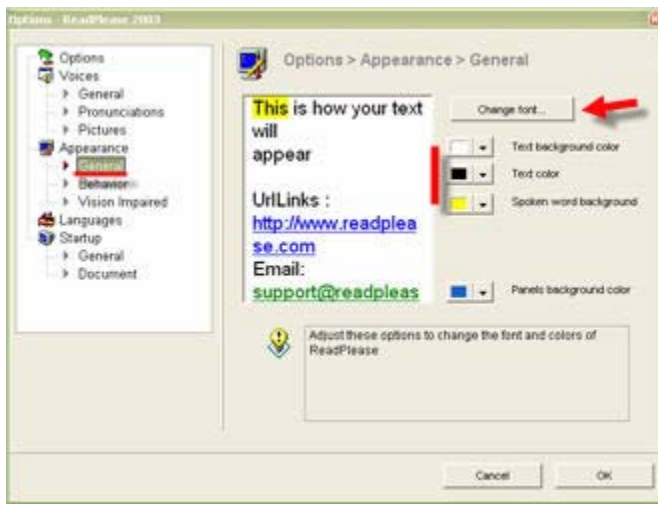
You may open a file here, but only a text file (.txt). You may also Save a file as a .txt or rp (read,please) file. A txt formatted file may be opened in most word processors. Print is also an option under File.



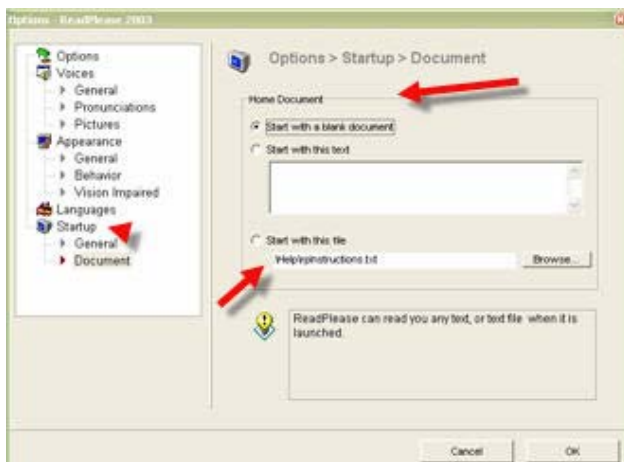
Under the menu item Tools, the program options are found.



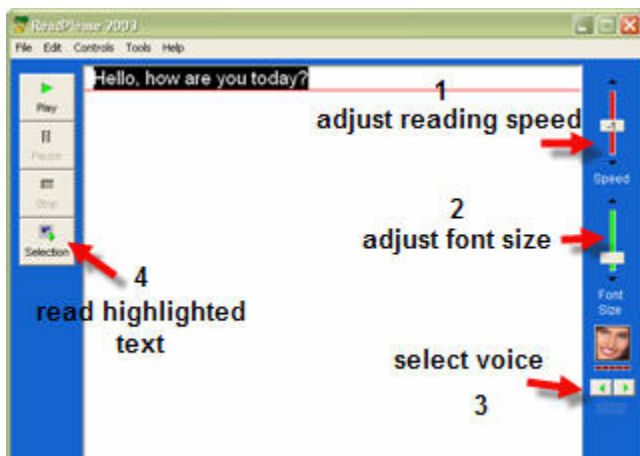
In the free version of Read, Please, some of the options are missing, such as redoing a word pronunciation in the Tools menu item.). In order to get more options and more voices in Read, Please, the Plus version must be purchased.



In the General options above, the highlighting color for background, sentence, and word can be selected, and the font can be changed. In the Startup – Document options below, you can have a blank document when Read Please starts, or a specific file.



To read text aloud in Read, Please:



You may type into the word processor (middle section), or open a file.

Number 1 is the reading speed control; move the slider up for faster, or down for slower reading.

Number 2 is the font size control; move the slider up for larger font, or down for smaller font. Number 3 is the voice control; click the arrow to change the voice. For reading, put the cursor where the reading should start, and click Play. The next control, Pause, will stop the reading at that point. When you restart

a pause in reading, Read, Please will continue reading the sentence from the paused. Click on Stop to end reading. Number 4 will read any text you select by highlighting. As words are read, they are highlighted



To read text from the Internet, have both Read, Please and a web browser (Internet Explorer or Firefox) open. Highlight the text in your browser, then drag and drop it into the word processor part of Read, Please, OR you may Copy the text from the browser and Paste it into Read, Please. Place the cursor where you'd like to start reading, then click Play and the text will be highlighted as it is read. Any text can be selected and copied and pasted into Read, Please, even different formats such as a PDF file. You must first select the text first to paste it into Read, Please.